

SPF Transport Regulations

for SPF Transporters

Effective as of 2 January 2024



Danish Agriculture & Food Council
Agro Food Park 15, DK -8200 Aarhus N
+ 45 8740 5101
sundhedsstyringen@lf.dk
www.spfsus.dk
CVR 25529529

Copyright

These SPF Transport Regulations were developed by and belong to SPF-Heath and are protected in accordance with the Copyright Act of 11 March 1997.

In the event of a discrepancy between the original text (Danish) and the translation, the original language shall prevail.

SPF Health
2 January 2024

Contents

SPF Transport Regulations designations and definitions	5
1 The driver	7
1.1 Training	7
1.2 Driver access and quarantine	7
1.3 Clothing	7
1.4 Clean clothing	8
1.5 Clothing used for single transport of pigs	9
1.6 Clothing no longer to be used	9
1.7 Washing of clothing	9
2 The SPF vehicle	10
2.1 Approval	10
2.2 Minimum requirements	10
2.3 Use and personal access	11
2.4 Vehicle access, parking and quarantine period	11
2.5 Replacement of filters in ventilation systems	12
2.6 Repair of damage in the transport compartment	12
2.7 Cleaning and disinfection	13
2.8 Logbook	13
3 Herd owner's transport obligations	14
4 Planning and implementation of transport	15
5 Loading	18
5.1 Types of loading	18
5.2 Loading procedure	18
6 Unloading	22
6.1 Ways of unloading SPF herds	22
6.2 Procedure for unloading into herd area of SPF herds	22
6.3 Procedure for unloading into quarantine room in SPF herd	24
6.4 Procedure for unloading into herd outside the SPF system	24
6.5 Unloading for transshipment at collection point	25
7 Cleaning and disinfecting SPF vehicle	27
7.1 General	27
7.2 Washing and disinfecting transport compartment and rear door lift	27
7.3 Exterior washing of SPF vehicle	29
7.4 After cleaning and disinfecting the transport compartment	30

8	Registration and reporting.....	31
9	Control.....	32
	Appendix A - Health Status.....	33
	A. Health status	33
A1	Safety levels.....	33
A2	Health declarations	34
A3	Health status designations.....	34
A4	Additional status information	35
A5	Unwanted infection, conditional status and status change	36
A6	PRRS status designations for conventional herds.....	36
	Appendix B - Facilities for loading and unloading pigs in SPF herds	38
B1	Delivery of pigs (unloading).....	38
B2	Delivery of pigs (loading).....	40
B3	Loading/unloading ramp	45
B4	Changing area	45
B5	Transshipment area	45
	Appendix C - SPF vehicle storage compartment	46
C1	General	46
C2	Storage compartment 1	46
C3	Storage compartment 2	46
C4	Storage compartment 3	47
	Appendix D - Self-audit	48
D1	General	48
D2	Content and scope	48
	Appendix E - Logbook	49
E1	General	49
E2	Application	49
	Appendix F - Training of drivers and transport planners.....	50
F1	Drivers	50
F2	Transport planners.....	50

SPF Transport Regulations designations and definitions

Ai/Au operations:	Herd operation in which the herd is fully stocked or fully depleted of pigs one full herd at a time. Ai/Au operation in individual housing sections within the same herd area is considered continuous operation in terms of health.
Herd:	All pigs housed under one CHR number.
Herd facility:	A cordoned-off, infection-protected area that includes all facilities and areas used for the day-to-day operations and care of the herd.
Conditional status:	Unwanted infection suspected in the herd, deviation from the declared health status or SPF health Regulations, or other temporary restriction on sales.
Blue SPF herd:	SPF-approved herd - primarily production herds.
Blue SPF folder:	Manual used by Health Control when carrying out SPF controls. Blue SPF folder is available for veterinarians, SPF herd owners and SPF Transporters by logging in at www.spfsus.dk .
Driver:	Driver employed by SPF Transporter and approved to carry out SPF transport.
Export vehicle:	Transport vehicle used for export driving.
Full unloading:	Unloading, emptying SPF vehicle of pigs.
Green SPF herd:	Conventional herd awaiting approval for Blue SPF status.
Health Control:	The person or organisation carrying out SPF health controls in a given herd in agreement with SPF Health.
Health Regulations:	SPF Health's "SPF Health Regulations for SPF Herds".
Higher/lower health status:	A higher status indicates that the animals tested negative for an SPF disease for which the animals being compared are positive.
Owner:	Owner of a Red, Blue or Green SPF herd who has entered into an SPF Owner Agreement with SPF Health - or the person who, on behalf of the owner, is responsible for the daily operation of the herd.
Owner transport:	Transport by livestock vehicle approved by SPF Health, by the owner of a selling or buying herd that has entered into an SPF Owner's agreement.
Partial unloading:	Unloading when the SPF vehicle is not completely emptied of pigs.
Quarantine period for SPF-vehicle:	The quarantine period is the time that must elapse from the unloading, cleaning and disinfection of an SPF vehicle until a new load may be loaded.
Receiver:	The owner of the herd into which pigs are unloaded.
Receiving herd:	The herd into which the animals are unloaded.
Red SPF herd:	Primarily a breeding or multiplier herd, approved in accordance with the SPF Health Regulations, section 2.
SPF Health:	SPF Health, cf. the SPF Transporter agreement.
SPF herd:	General term for a herd if the Owner has entered into an Owner's Agreement with SPF Health.
SPF livestock vehicle:	Livestock vehicle approved by SPF Health.
SPF Transporter:	Transporter approved by SPF Health to transport pigs within the SPF system, cf. the SPF Transporter Agreement. (An overview of SPF transporters is available from SPF Health and

at www.spfsus.dk.)

SPF-Transporter(P):	SPF-Transporter in trial period.
SPF-vehicle:	Approved SPF transport vehicle belonging to an SPF Transporter.
Supplier:	The owner of the herd from which pigs are loaded.
Supplier herd:	The herd from which animals are loaded.
SuS joint operation herds:	Herds operated by approval of SPF Health in a health context, cf. SPF Health registration.
The SPF system:	The Danish Agriculture & Food Council SPF system.
Transport compartment:	The compartment in the transport vehicle holding the animals during transport.
Transport Regulations:	Current SPF Transport Regulations.
Unapproved transporter:	A piglet transporter, slaughterhouse transporter or other pig transporter not approved by SPF Health for transport of SPF pigs.
Unapproved vehicle:	A transport vehicle not approved by SPF Health. The vehicle may belong to an SPF Transporter.
Unknown:	A herd with no known health status or designation by SPF Health.
Vehicle compartment:	The compartment in which the animals are transported.

1 The driver

1.1 Training

- 1.1.1 The SPF Transporter is responsible for:
- a) new Drivers receiving training in accordance with Appendix F,
 - b) all transport company drivers driving SPF vehicles being familiar with and complying with the Transport Regulations.

1.2 Driver access and quarantine

- 1.2.1 The Driver must spend at least 12 hours in quarantine before resuming transport duties if he has:
- a) visited pig housing units (regardless of health status),
 - b) been inside premises or at sites used for the operation of pig herds (feed room, barn, washroom, farrowing area, etc., regardless of the health status of the herds), however, with the exception of:
 - 1) delivery and pick-up facilities, loading or unloading,
 - 2) in the vicinity of a pig farm when ordered to wash the SPF vehicle (cf. point 7.)
 - c) visited pig slaughterhouses or rendering facilities.

In addition, the Driver is subject to the same quarantine requirements that apply to the SPF vehicle(s) he/she works with, cf. 2.4.6.

- 1.2.2 Upon contact with hooved animals abroad, the Driver follows the Regulations for the SPF vehicle, cf. the Danish Transport Standard. However, a minimum of 12 hours quarantine is mandated following the most recent contact with hooved animals abroad/after washing and disinfection of the SPF vehicle abroad. The Driver must take a shower before loading.
- 1.2.3 For transport to and from Bornholm via Sweden, no special driver quarantine is required.
- 1.2.4 If a Driver is in violation of the Regulations in points 1.2.1 or 1.2.2, he/she or the SPF Transporter must immediately contact SPF Health. From here, immediate measures are taken to prevent possible infection from being passed on.
- 1.2.5 Danish infection protection and visitor Regulations drawn up by the Danish Agriculture & Food Council regarding visits to pig herds must also be observed.

1.3 Clothing

- 1.3.1 A distinction is made between work clothing and driving clothing.

- 1.3.3 Work clothing consists of overalls and rubber boots and possibly caps, rain gear, gloves and filter masks, which must be used during loading and unloading, as well as when cleaning and disinfecting the transport compartment, cf. section 7.2.

In addition, the work clothing can be used when washing the exterior of the SPF vehicle, if the clothing is subsequently handled as described in section 7.4.1.

Work clothing must in no circumstances be used elsewhere or in connection with other work, not even during a brief stay in the driver's cab of the SPF vehicle.

Rain gear must be:

- a) Disposable and discarded immediately after use and placed in a waste bag which is deposited in storage compartment 3.
- b) Reusable clothing, which must be washed at minimum 60 °C after the final transport of the day. Upon initial use, the rain gear is placed in a separate plastic bag in storage compartment 2.

- 1.3.4 Driving clothing are separate garments (uniform, if applicable) and footwear for use during the Driver's transport work outside the SPF vehicle's transport compartment, including external washing of the SPF vehicle. Driving clothing must not be used in connection with other duties.

1.4 Clean clothing

- 1.4.1 Every working day, an ample number of clean overalls, as well as caps, if used as work clothing, must be brought in.

Additional driving clothing is brought in so that the Driver always has clean clothes. Driving clothing must be changed if soaked/contaminated by urine, manure or rainwater. Dirty driving clothing is put in a bag and placed in storage room 3, cf. section 1.6.2.

Each set of clothing is stored separately in a sealed plastic bag in storage compartment 1.
(About storage space in general, see appendix C)

- 1.4.2 When the vehicle is emptied of pigs, work boots (in pairs) are kept, clean and disinfected in sealed plastic bags in storage compartment 1 or hung inside the transport compartment. Rubber gloves belong with the work boots or work clothing.

- 1.4.3 Disposable gloves and filter masks are stored in their packaging or in plastic bags in storage compartment 1.

- 1.4.4 Filter masks and hearing protection are cleaned with alcohol wipes after use and placed in storage compartment 1.

When earplugs are not in use, they are placed in the accompanying case and stored in the cab or in a pocket of the Driver's driving clothing. The earplugs are cleaned as needed.

- 1.4.5 When the remote control for the SPF vehicle's lift is not in use, it must be kept clean and stored in the cab or in a pocket of the Driver's driving clothing.

When the remote control is used, it is either placed in a pocket of the Driver's work clothing and activated through the clothing or placed in and activated inside a clean plastic bag.

1.5 Clothing used for single transport of pigs

- 1.5.1 Work clothing worn when loading pigs can be worn again when unloading the same pigs. Between loading and unloading, work clothing must be deposited as follows:
- Overalls, cap, work boots, gloves, hearing protection, disposable gloves and filter masks are stored in the respective plastic bags that they came in from home and must be stored in storage compartment 2 during transport, cf. appendix C.3.
 - Hearing protectors and filter masks can alternatively be cleaned with alcohol wipes and hung in storage compartment 1, cf. appendix C.2.

1.6 Clothing no longer to be used

- 1.6.1 Work clothing used for final unloading of the shipment and for the subsequent washing of the vehicle, is deposited as follows after use:
- a) Overalls and cap are put into the plastic bag they came in from home and placed in storage compartment 3, cf. appendix C.4
 - b) Following cleaning and disinfection, work boots and rubber gloves are placed inside the transport compartment or in a new plastic bag, which is sealed and placed in storage compartment 1, cf. appendix C.2.
 - c) Hearing protectors and filter masks are cleaned with alcohol wipes and hung in storage compartment 1, cf. appendix C.2.
 - d) Disposable gloves must be discarded and placed in a waste bag in storage compartment 3, cf. appendix C.4.
 - e) Disposable filter masks are discarded after the final transport of the day and placed in a waste bag in storage compartment 3, c.f. appendix C.4
 - f) Disposable equipment, including plastic bags, left in non-disinfected areas, is placed in the waste bag in storage compartment 3

The waste bag in storage compartment 3 with its contents is disposed of for recycling after the day's final washing and disinfection of the SPF vehicle.

- 1.6.2 Driving clothing soaked/contaminated by urine, manure or rainwater must be placed in a bag in storage compartment 3.

1.7 Washing of clothing

- 1.7.1 Driving clothing must be washed as needed.
- 1.7.2 Work clothing (overalls, cap and reusable rain gear) must be washed at a washing temperature of at least 60°C.
Overalls and cap are packed in a new plastic bag immediately after washing and drying. The air is pressed out of the bag, which is then sealed by folding it 1-2 times.
Packing must not be carried out in or near the SPF vehicle.
- 1.7.3 Work and driving clothing must not be washed on farms with hoofed animals in import isolation.

2 The SPF vehicle

2.1 Approval

- 2.1.1 The SPF vehicle, equipment and technical aids used for pig transport must be approved prior to use by SPF Health, which issues an approval decal to the SPF Transporter. SPF Health decides on a case-by-case basis whether - and how - a new SPF vehicle may be used prior to final approval.

Following approval of the SPF vehicle, SPF Health forwards an approval decal to be displayed on the left side of the transport box at the cab entrance.

When an approved SPF Transporter or an SPF Transporter(P) sells an SPF vehicle to a non-approved transporter, the approval decal and painted SPF related imprint must be removed.

- 2.1.2 Approval is given under the Regulations in this chapter.

2.2 Minimum requirements

- 2.2.1 The transport box and its fixtures and equipment must be made from materials that make deep cleaning possible.
- 2.2.2 The surfaces and equipment in the transport compartment must be free of breaks and cracks.
- 2.2.3 The transport box must be equipped with mechanical ventilation in the transport compartment, where the air intake passes through a "pre-filter" and an "absolute filter" or a UVC light system approved by SPF Health, while the exhaust passes through openings equipped with "side filters" or other system maintaining overpressure in the transport compartment. The filters and devices used must be approved by SPF Health. A current updated list of approved filters can be requested from SPF Health.
- 2.2.4 The transport box must be manufactured in such a way that unwanted infectious substances cannot enter the transport compartment while closed and the ventilation system is in operation.
- 2.2.5 Outside the transport compartment, the SPF vehicle must be equipped with 3 separate storage compartments for storing various aids and for the Driver's work clothing, cf. section 1.4, 1.5, 1.6 and Appendix C.

The storage compartments must be clearly numbered, cf. appendix C, tight and easy to clean. They must be kept closed and always clean and tidy.

- 2.2.6 The SPF vehicle must be equipped with aids to carry out effective internal and external cleaning of vehicle compartments, fixtures, equipment and chassis, cf. section 7.

The SPF vehicle must also be equipped for disinfection of the transport compartment and the loading and unloading facilities. In SPF vehicles with an automatic washing/disinfecting system, this system must be connected to a nozzle in the transport compartment's ventilation channel, ensuring automatic internal disinfection of the channel.

The disinfection equipment must include a handheld sprayer or other approved device to be used for disinfection in places other than the SPF vehicle transport compartment.

If the handheld sprayer needs to be placed outside the clean and disinfected area during loading and unloading, it must be kept in a plastic bag that is discarded after use (the waste bag in storage compartment 3). When not in use, the hand sprayer is stored, cleaned and disinfected in storage compartment 1.

- 2.2.7 The driver's cab of the SPF vehicle must be kept clean and tidy and arranged in such a way that thorough cleaning is possible.

2.3 Use and personal access

- 2.3.1 The SPF vehicle may only be used for the transport of pigs.
- 2.3.2 The SPF vehicle may be used only by the SPF Transporter employees and workshop staff.
- 2.3.3 The Driver may bring only necessary aids into the transport compartment, and only if they are clean and disinfected and have not been in contact with pigs of a lower health status within the previous 12 hours.
- 2.3.4 The Driver may gain access to the driver's cab of the SPF vehicle only while wearing driving clothing, cf. 1.3. No animal may be brought into the cab.
- 2.3.5 Supplier, Recipient, stockpersons and other outsiders must never enter the transport compartment during loading or unloading.
- 2.3.6 Only the Driver, persons associated with the SPF Transporter and SPF Health have access to the driver's cab of SPF vehicles. However, persons associated with the SPF Transporter and SPF Health have access only while wearing clothing that has not been in a pig herd since the last wash, and they comply with the quarantine Regulations in section 1.2.

2.4 Vehicle access, parking and quarantine period

- 2.4.1 The SPF vehicle must not enter rendering facilities and similar infectious places.
- 2.4.2 If unloading at a slaughterhouse, the SPF vehicle must first be washed and disinfected at the slaughterhouse. Subsequently, the vehicle must be washed and disinfected again at a washing station at least 100 m from other pig transport vehicles and pig farms.
- 2.4.3 Unloading at export transshipment sites must take place in accordance with section 6.5.

- 2.4.4 The SPF vehicle must never enter the herd area/housing unit area of any farm.
- 2.4.5 During ferry transport, the Driver must - in cooperation with the ferry personnel - aim to place the SPF vehicle as far away as possible from other pig transport vehicles.
- 2.4.6 The SPF vehicle must undergo a 12-hour quarantine if the health status of the next load is not the same as or lower than the health status of the previous load. The quarantine period begins when the first disinfection of the transport compartment after unloading, washing and disinfection has been carried out, cf. 7.2.
- 2.4.7 After unloading to a recipient herd abroad:
- a) The transport compartment of the SPF vehicle must be cleaned and disinfected by the receiving herd or at a washing station, as described in section 7.2.
 - b) The exterior of the SPF vehicle must be cleaned and the interior of the transport box disinfected again immediately after crossing the border to Denmark. Disinfection must be carried out by the SPF vehicle's own disinfection system.
 - c) The quarantine period must be observed in accordance with the Regulations of the Danish Transport Standard. However, a minimum of 12 hours of quarantine is mandated after the first disinfection by the recipient herd or at the washing station abroad.
- 2.4.8 Outside working hours, the SPF vehicle must be parked at least 100 m from: pig housing units (incl. the next supplier herd), slaughterhouses and the like, and fields with free-range pigs.
- 2.4.9 No separate quarantine for SPF vehicles is required for transport to and from Bornholm via Sweden.

2.5 Replacement of filters in ventilation systems

- 2.5.1 Filters in the ventilation system (ie pre-filters, absolute filters, UVC filters and side filters) must always be intact and replaced as necessary. At a minimum, however, the filters must be replaced according to the schedule on the list provided by SPF Health.
Responsibility for timely replacement of ventilation filters rests with the SPF Transporter.
- 2.5.2 When changing filters, the SPF Transporter/Driver must write the replacement date in the SPF vehicle's Logbook, cf. appendix E.

2.6 Repair of damage in the transport compartment

- 2.6.1 Holes or cracks in the transport compartment walls, floor, ceiling, fixtures or equipment, including joints, etc., must be repaired as soon as possible. If there is doubt about the effectiveness of cleaning and disinfection due to damage, the matter must be submitted to SPF Health before the transport process can continue.

The Driver must, in all circumstances, record the incident and note the date of repair in the SPF vehicle's logbook, cf. appendix E.

2.7 Cleaning and disinfection

- 2.7.1 Cleaning and disinfection of SPF vehicles and associated fixtures and equipment must be carried out in accordance with section 7.

2.8 Logbook

- 2.8.1 Each SPF vehicle must have its own dedicated Logbook (cf. appendix E), in which the Driver must record all health-related incidents with respect to the SPF vehicle, its fixtures and equipment.

3 Herd owner's transport obligations

- 3.1 The Owner of a supplier herd with SPF Owner Agreement is responsible for:
- a) Informing the SPF Transporter or Driver about:
 - 1) signs of unwanted infection in the herd,
 - 2) Additional status information about the herd, cf. 4.6 and appendix A. point A4.1, of which SPF Health is not aware.

The information must be given at the latest upon the arrival of the SPF vehicle and before loading begins.
 - b) Cleaning and disinfecting the loading and unloading facilities, cf. appendix B, by the arrival of the SPF vehicle or before animals are loaded/unloaded through them. However, cleaning of loading facilities is not required between loadings of several empty SPF vehicles in immediate succession.
 - c) Observing the quarantine period of 12 hours for the unloading and loading facilities. If pigs are delivered to several empty SPF vehicles in immediate succession, no quarantine is required between them.
- 3.2 The Owner of the recipient herd (with an SPF Owner's Agreement) is responsible for informing the SPF transporter or the Driver about signs of unwanted infection in the herd of which SPF Health is not aware. This information must be given at the latest by the SPF vehicle's arrival and before the unloading begins.
- 3.3 The Owner of the supplier/recipient herd (with SPF Owner Agreement) is responsible for establishing the necessary facilities for the delivery of pigs, cf. appendix B.

4 Planning and implementation of transport

- 4.1 The SPF Transporter is responsible for:
- maintaining sufficient numbers of SPF Health approved transport planners in the SPF Transport Company, cf. appendix F2
 - transport planners being familiar and complying with applicable SPF Transport Regulations at all times.
- 4.2 Transports must take place so that:
- the supplier herd is not exposed to unwanted infection in connection with loading,
 - the animals are not exposed to unwanted infection during the entire transport process,
 - the recipient herd is not exposed to unwanted infection:
 - in connection with the unloading,
 - from the animals being unloaded.
- 4.3 The transport must be planned and carried out with due regard for the health status of the farms/pigs involved (cf. appendix A) at the time of transport, thus:
- When loading: The current health status of the herd to be loaded from.
 - When unloading: The current health status of the herd to be unloaded into.
 - From herds with conditional status or derived conditional status, pigs may only be transported to buyers who have previously accepted in writing that the pigs have conditional status.
 - Pigs may not be transported to herds registered with "Upcoming SPF" or "SPF, undergoing total eradication" health status. If the delivery is completed, the SPF Transporter must immediately notify SPF Health, which will change the health status to "Unknown".
 - From herds with additional status information, pigs may only be transported to buyers who have previously accepted in writing that the pigs have such additional status information.
- 4.4 Transport must take place according to decreasing health status (cf. appendix A), - thus:
- Order of health levels (with pigs on the SPF vehicle):
 - Red safety level before blue safety level,
 - Blue safety level before green safety level,
 - Green safety level before PRRS declaration or Unknown health status,
 - Negative (free) from a given disease before conditional status for the same disease,
 - Conditional status for a given disease before positive or unknown for the same disease.
 - Free from "Public supervision" (OT) for a given disease before OT for the same disease.

Conditional status lacking 15-week declaration, lack of annual status tests and lack of annual reapproval has no consequences for already planned transports during the week in which the Conditional status is introduced and does not result in derived conditional status for other herds. For transport after this week, the Conditional status must be taken into account.

- * In a transport context, the eradication status for a disease is considered as "negative" for the disease before loading and "positive" for the disease after unloading. However, animals can be transported in a joint operation with eradication status and from one herd with eradication status for a disease to another herd with eradication status for the same disease.

"Unknown" health status for a disease is considered "positive" for the disease in the transport context.

OT (Public supervision) is introduced and revoked by the Danish Veterinary and Food Administration in accordance with public rules and regulations.

This health sequence can only be deviated from if the SPF vehicle has undergone at least 12 hours of prior quarantine after cleaning and disinfection.

b) Order of loading:

- 1) Loading into an empty SPF vehicle must be done from a herd with equal or lower health status than the pigs in the vehicle's previous load.
- 2) In Blue and Green SPF herds, loading pigs on to the SPF vehicle must be carried out via the delivery room/pen, or when the health status of the pigs on the vehicle is equal or higher than that of the herd from which they are delivered.

The sequence mentioned in section 4.4, b), 1) and 2) can be disregarded if the delivery takes place from a livestock or slaughter animal vehicle at least 100 m from the housing unit. Additional status information, cf. appendix A.4, is of no consequence to the loading sequence.

When loading on to an empty SPF vehicle in Blue SPF herds via:

- Delivery room/pen
- Loading lock
- Delivery by section
- Approved livestock vehicle
- Slaughter vehicle

the 12-hour quarantine after transporting pigs with a lower health status can be waived if the Owner has previously accepted this delivery. The delivery must then take place as in the case of loading on to a non-approved vehicle. In such case, the pigs cannot maintain a higher health status than the lowest status for the respective diseases transported by the vehicle since the most recent 12-hour quarantine.

For all other types of delivery from SPF herds, the sequence in point 4.4. a) and 4.4. b), can only be disregarded if the SPF vehicle has previously undergone at least 12 hours of quarantine after cleaning and disinfection.

c) Order of unloading:

- 1) Unloading from an SPF vehicle must always be done into a herd that has equal or lower health status than the pigs on the vehicle.
- 2) With partial unloading from an SPF vehicle (cf. section 6.1.2), the receiving herd must also have equal or lower health status than the previous herd that was unloaded into.

The unloading sequence for partial unloading cf. 4.4, c) 2) may only be deviated from if the partial unloading in question takes place as a remote unloading to an empty and cleaned quarantine room cf. 6.1.3, c), 3) or to an empty and cleaned SPF Livestock vehicle cf. 6.1.3, d), 3).

4.5 If SPF Health announces a conditional status or status change for a herd from which a delivery is in progress with an SPF vehicle, the following applies:

- a) If the SPF Transporter receives the notification before the current transport is completed, the SPF vehicle automatically - and with immediate effect - receives the same status as the pigs for which notification has been made of conditional status or a status change.
- b) If Conditional status is entered as a result of a lack of 15-week declaration, lack of annual status blood tests or lack of annual reapproval, already planned transport in the week in

which Conditional status is announced to the herd will not be affected cf. section 4.4, a), 2nd section.

- c) If the SPF Transporter receives the notification after completed washing and disinfection of the respective load, the conditional status or status change will be of no consequence for the further use of the SPF vehicle.

4.6 SPF Health notifies the SPF Transporter when there is a change in the herd's health status, including Conditional status, Derived conditional status and Additional status information. It is then the responsibility of the SPF Transporter to ensure that the Driver is informed at all times about all health conditions of importance to the transport and its execution.

4.7 If the SPF Transporter transports pigs from a Blue SPF herd to another Blue SPF herd without additional status information (cf. appendix A, point A4.1), the SPF Transporter must - no later than one day after - notify SPF Health about the transport.

The SPF Transporter must also immediately notify SPF Health if an SPF herd receives pigs with a lower status or pigs with Conditional status. However, this does not apply to Conditional status due to lack of a 15-week declaration, Conditional status due to lack of annual status blood tests or Conditional status due to lack of annual reapproval.

4.8 The Regulations for transport planning may not be deviated from without SPF Health's prior approval.

In instances where this procedure may cause significant harm to animals, the Owner, the SPF Transporter or SPF Health, the SPF Transporter/Driver may, at their own discretion, deviate from the SPF Transport Regulations as necessary. However, the SPF Transporter/Driver must inform SPF Health about the incident as soon as possible.

4.9 When SPF Health changes the herd's status to a higher status, the change may only be taken into account from the following day as far as transport is concerned.

5 Loading

5.1 Types of loading

- 5.1.1 Direct loading, cf. appendix B.2.1, where the pigs move directly from the herd area, may be used for loading onto:
- a) Empty SPF vehicle. Pigs that are rejected must return to the herd area.
 - b) Empty SPF vehicle used for shuttle transport. Sweeping, washing and disinfection of the SPF vehicle may be omitted between loads, cf. appendix B.2.6.
 - c) Shuttle transport from red SPF herds is only permitted after prior agreement with SPF Health, cf. B2.6.1 c.
- 5.1.2 Delivery room/pen, cf. appendix B.2.2, where all pigs can be in the room prior to the start of delivery, may be used for loading into:
- a) Empty SPF vehicle complying with the SPF Transport Regulations. Pigs that are rejected must return to the herd area.
 - b) SPF vehicle with pigs from other herds. The pigs on the SPF vehicle must have the same or higher status than the herd being unloaded. Pigs that are rejected must return to the herd.
 - c) Empty SPF vehicle which has not undergone 12 hours of quarantine since the last transport of lower status pigs. Pigs that are rejected must not return to the herd area.
- 5.1.3 The loading lock, cf. appendix B.2.3, preventing pigs from running back into the herd area, may be used for delivery to:
- a) Empty SPF vehicle that complies with the SPF Transport Regulations. Pigs that are rejected must go back to the herd area.
 - b) Empty SPF vehicle that has not undergone 12 hours of quarantine since the last transport of lower status pigs. Pigs that are rejected must not return to the herd area.
- 5.1.4 Delivery by section, cf. appendix B.2.4. An entire section can be converted into a temporary delivery room, and must be locked before delivery to:
- a) Empty SPF vehicle that complies with the SPF Transport Regulations. Pigs that are rejected may return to the herd area.
 - b) SPF vehicle with pigs from other herds. The pigs on the SPF vehicle must have equal or higher health status than the herd from which they are unloaded. Pigs that are rejected may return to the herd.
 - c) Empty SPF vehicle that has not undergone 12 hours of quarantine since the last transport of pigs with a lower health status. Pigs that are rejected must not return to the herd area.
- 5.1.5 Delivery can be made from an approved Livestock vehicle, cf. appendix B.2.5 to an SPF vehicle. If the SPF vehicle cannot complete the 12-hour quarantine, it must be located:
- a) For red herds: At least 100 m from the herd area and at least 100 m from other pig herds.
 - b) For blue herds: As far as possible from the herd area. However, a minimum of 100 m from the herd area if there are pigs with a lower health status designation on the vehicle.

5.2 Loading procedure

- 5.2.1 The type of loading (see point 5.1) must be agreed with the Owner before the SPF vehicle's arrival at the herd.
- 5.2.2 Before loading, the driver checks whether the quarantine period for the SPF vehicle and the

driver has been complied with (c.f. 1.2 and 2.4.6 and 2.4.7.c)

- 5.2.3 Loading must take place via the herd's delivery facilities (c.f. Appendix B) and by using one of the types of loading c.f. 5.1
- 5.2.4 Upon arrival, check that the loading ramp/platform is clean. If this is not the case, loading must not take place.
If the Driver is waiting for the Owner to clean the facilities, the SPF vehicle and the Driver must stay at a distance of at least 50 m away until cleaning is completed.
The cleaning must not be done by the Driver.
- 5.2.5 Before loading from a livestock vehicle, check whether it is equipped with a valid approval decal from SPF Health (cf. appendix B.2.5), - if not, do not load from the vehicle.
- 5.2.6 The SPF vehicle is backed up to the delivery ramp/platform or the livestock vehicle, as the door or the lift to the transport room opens just before contact is made with the ramp/platform/compartment.
The door/lift must be opened without the Driver entering the actual delivery facilities.
- 5.2.7 The driver washes and disinfects his hands at storage compartment 1. Alternatively, disposable gloves or washed and disinfected reusable gloves are used. Work clothing is then put on and the plastic bag is placed in storage compartment 2.
Clothes and plastic bags must not touch surfaces (ground, vehicle, ramp) that have not been disinfected.
- 5.2.8 The changing surface, cf. appendix B.4, is disinfected by the driver with the hand spray from the plastic bag in storage compartment 1. The hand spray is then placed on the changing surface or possibly in the plastic bag outside the clean, disinfected area.
The changing surface must not be stepped on by driving footwear.
If the changing surface has not been set up, a plastic bag or the delivery ramp can be used as a substitute.
- 5.2.9 The driver puts on gloves and takes the clean and disinfected work boots (in the plastic bag from storage compartment 1 or from the transport compartment). Work boots are taken out of the plastic bag and placed on the changing surface without any of the parts touching the ground. Discard the plastic bag or place it in storage compartment 2.
- 5.2.10 Other aids to be used in the transport compartment are collected in storage room 1, disinfected and placed on the changing surface.
The driver puts on the work boots, while the driving shoes are left outside the changing area.
- 5.2.11 If, during loading, the Driver has to enter or touch an area of the loading facilities that has not been disinfected by the Owner, the Driver must disinfect the area himself with the hand spray, which is then placed on the changing surface. Before loading from a livestock trailer, the door of the trailer must be disinfected.
- 5.2.12 Before loading pigs, the Driver checks for any visible impurities in the transport compartment. If this is the case, loading must be stopped immediately, after which the lift to the Transport compartment must be closed and the SPF vehicle removed from the delivery facilities. The SPF vehicle must then be cleaned and disinfected in accordance with section 7. and the Regulations for vehicle quarantine (cf. section 2.4.6) must be observed in relation to the previous load of the SPF vehicle.

5.2.13 If the Driver must - temporarily - leave the disinfected loading area during loading, a change of clothing is necessary as well as hand washing and disinfection, as after the end of loading, cf. 5.2.17.

When the Driver returns to the loading work, the changing procedure is the same as at the start of loading, cf. 5.2.7 - 5.2.9.

5.2.14 Straw for the transport compartment must be delivered directly from the housing unit area, i.e. the same way as the pigs are delivered.

If the straw is already on the loading ramp/platform when the SPF vehicle arrives, use is at the Owner's responsibility.

If the SPF Transporter brings straw on the SPF vehicle:

- a) it must never have been in contact with pigs,
- b) it must be carried in new plastic bags in a separate storage compartment that can be sealed so that the straw is not contaminated during the journey,
- c) the outside of the plastic bag containing the straw must be disinfected with the hand sprayer before it is placed in the storage compartment and opened,
- d) the necessary amount of straw must be transferred directly into the transport compartment immediately after opening the box and before loading begins. This is done after the change of clothes, cf. 5.2.8.

5.2.15 Before and during loading, the Driver must, as far as possible, check the pigs for signs of unwanted infection in relation to the herd's health status, including acute disease outbreaks of any kind. For more on this, see appendix A5.

In case of signs of unwanted infection, acute disease outbreak and/or violation of the Regulations for infection protection in or by the supplier herd:

- a) loading must be stopped immediately,
- b) the Driver must contact SPF Health for instructions before transport work is resumed.

The same applies to statements from the Owner or stockpersons about conditions that may indicate the presence of unwanted infection in relation to the health status of, or violation of, the infection protection Regulations in the herd.

5.2.16 Pigs rejected by the Driver during loading may only be returned to the herd area if the SPF vehicle was clean, disinfected and empty on arrival.

Pigs that move outside the loading facilities during loading must not be returned to this area, to any SPF herd area or to the SPF vehicle.

Capture or possible culling of pigs is the Owner's responsibility.

5.2.17 After loading is complete, the Driver:

- a) can change into driving footwear in the changing area,
- b) puts work boots and any rubber gloves into the boot plastic bag (possibly a new plastic bag) in storage compartment 2,
- c) cleans and disinfects the hand sprayer - especially at the bottom and on the hose - and places it in a clean plastic bag in storage compartment 1. Alternatively, the hand sprayer - after rinsing - can be placed in storage compartment 2,
- d) puts the overalls, cap, filter mask, hearing protection, disposable filter mask, disposable gloves and other aids that have been used in the transport compartment into the overalls' plastic bag. The bag is closed and placed in storage compartment 2. (If the plastic bag is

- used as a changing surface, a new plastic bag is used.) Hearing protection and a filter mask may be cleaned with alcohol wipes and hung in magazine compartment 1,
- e) disposable filter mask and gloves, which are not to be reused, as well as the plastic bag used as a changing surface, are placed in the waste bag in storage compartment 3,
 - f) washes and disinfects the tattooing hammer (if it has been used) and place it in storage compartment 1 or hang it in the transport compartment.
- If there is visible dirt on the tattooing hammer when the tattooing pad is removed, the number blocks must be removed and the hammer and blocks cleaned and disinfected separately before being placed in storage compartment 1 or hung in the transport compartment.
- g) washes and disinfects hands.

5.2.18 The transport compartment liftgate and the doors to the storage compartments are closed.

5.2.19 Before leaving the supplier herd, the Driver must ensure that the delivery is recorded correctly in terms of health status, additional status information and loading form, i.e. in accordance with the SPF Transporter's information before arrival to the herd, and in relation to the Owner's information at loading, cf. section 3.1.a. Registration may be done on a delivery note, a transport document or electronically. The registration form must have been previously approved by SPF Health.

6 Unloading

6.1 Ways of unloading SPF herds

- 6.1.1 Complete unloading: Unloading the SPF vehicle until completely emptied of pigs.
- 6.1.2 Partial unloading: Unloading the SPF vehicle until only pigs to be delivered to other herds remain in the vehicle.
- 6.1.3 Pigs can be unloaded in one of the following ways:
 - a) Direct unloading, cf. appendix B.1.1, if the vehicle is emptied during unloading.
 - b) Into delivery room, cf. appendix B.1.2:
 - 1) If the vehicle is completely emptied during unloading, unloading can take place less than 100 m from the herd area.
 - 2) In case of partial unloading in descending order, the partial unloading may take place less than 100 m from the herd area. The delivery room must be empty, clean and disinfected.
 - c) Quarantine room, cf. appendix B.1.3:
 - 1) If the vehicle is completely emptied during unloading, unloading may take place less than 100 m from the herd area.
 - 2) In case of partial unloading in descending order, the partial unloading may take place less than 100 m from the herd area. The quarantine room must be empty, clean and disinfected.
 - 3) Partial unloading not in descending order, must be done at least 100 m from the pig herd (including the herd itself). The quarantine room must be empty, washed and disinfected, and have a 12-hour quarantine.
 - d) SPF-Livestock vehicle, cf. appendix B.1.4:
 - 1) If the vehicle is completely emptied during unloading, unloading can take place less than 100 m from the herd.
 - 2) In case of partial unloading in descending order, the partial unloading can take place less than 100 m from the herd area. The livestock vehicle must be empty, cleaned and disinfected.
 - 3) In the case of partial unloading, where the descending transport sequence is not used, there must be at least 100 m to the nearest herd of pigs (including the herd itself) and the livestock vehicle must be empty, washed and disinfected, and have a 12-hour quarantine.

6.2 Procedure for unloading into herd area of SPF herds

- 6.2.1 Before arriving at the receiving herd, the Driver must:
 - a) know the address and CHR no. where unloading will take place,
 - b) have agreed the unloading method with the Owner in accordance with the Transport Regulations,
 - c) inform the Owner of any changes to the plan.
- 6.2.2 The unloading must be done via the herd's delivery facilities (cf. appendix B) and according to unloading methods, cf. section 6.1.

- 6.2.3 When unloading, the following applies regarding the Driver's contact with the herd area:
- When fully unloading (cf. section 6.1.1) to an empty, clean and disinfected herd area, the Driver may step into the herd area, if necessary.
 - When fully unloading to an unclean herd area/quarantine room – if necessary with pigs – and during partial unloading (cf. section 6.1.2), the Driver must not enter the area. Should this happen, the Driver must undergo a 12-hour quarantine, cf. 1.2.1.
- 6.2.4 The cleaning of the unloading ramp/platform is checked as before loading, cf. 5.2.4.
- 6.2.5 Before unloading to a livestock vehicle, it must be checked whether this is equipped with a valid approval decal from SPF Health (cf. appendix B.1.4). Otherwise, unloading on to the vehicle may happen only with approval from SPF Health.
- 6.2.6 Approaching and accessing the unloading ramp/platform or livestock vehicle follows the same procedure as for loading, cf. 5.2.6.
- 6.2.7 When unloading, use the same work clothing that was used when loading the respective load, provided that it has been placed in storage compartment 2. Alternatively, clean work clothing from storage compartment 1 is used.
- 6.2.8 The preparation procedure is the same as that for loading, cf. section 5.2.7 - 5.2.11.
- 6.2.9 If the Driver needs to temporarily leave the disinfected unloading area during unloading, follow the same procedure as for loading, cf. section 5.2.13.
- 6.2.10 Before and during loading, the Driver must, as far as possible, check the pigs for signs of unwanted infection in relation to the herd's health status, including acute disease outbreaks of any kind. For more on this, see appendix A5. In case of signs of unwanted infection, acute disease outbreak and/or violation of the Regulations for infection protection in or by the receiving herd:
- the unloading is immediately interrupted, and
 - the Driver must contact SPF Health for instructions before transport work is resumed.
- The same applies to statements from the Owner or stockpersons about conditions that may indicate the presence of unwanted infection in relation to the health status of or violation of the infection protection regulations in the herd.
- 6.2.11 Pigs that are outside the loading facilities during loading must not be returned to this area, to any SPF herd area or to the SPF vehicle.
Capture of and, if necessary, euthanising the pigs is the Owner's responsibility.
- 6.2.12 After partial unloading is complete (see 6.1.2), used work clothing is handled and deposited as after loading is completed (5.2.17)
- 6.2.13 After complete unloading, cf. section 6.1.1, the Driver:
- changes into driving shoes in the changing area
 - cleans and disinfects the hand sprayer - especially at the bottom and on the hose - and places it in a clean plastic bag in storage compartment 1
 - places any used disposable filter mask, disposable gloves and plastic bag used as a changing surface in the waste bag in storage compartment 3
 - places overalls, rain gear, filter mask and hearing protection in storage compartment 2 in the same plastic bag in which they arrived at the herd. Disposable filter masks may be used

for several loads of pigs but must be discarded after the final transport of the day. Hearing protection and filter mask are cleaned with alcohol wipes between each load and hung in storage compartment 1. The disposable filter mask, however, is placed in a clean bag in storage compartment 2

- e) washes and disinfects hands
- f) closes the lift to the transport compartment and the storage compartment doors
- g) drives the SPF vehicle to the washing area, where it is washed in accordance with the Regulations for this in section 7.

6.2.14 If - after complete Unloading (cf. section 6.1.1) directly into a receiving herd's herd area - pigs are to be loaded into the SPF vehicle from the same physical, contiguous housing unit area, but through a different door (i.e. stock persons do not change clothes/work boots before loading), loading can take place without intermediate washing of the vehicle box. The procedure in section 5.2 regarding loading must still be observed by the Driver.

6.2.15 After unloading into a quarantine room, the SPF Transporter sends notification of this to SPF Health on the same day.

6.3 Procedure for unloading into quarantine room in SPF herd

6.3.1 Unloading is carried out as described in section 6.2 as the quarantine room is considered an independent herd area, cf. appendix B.1.3.

6.3.2 When unloading, the following applies regarding the Driver's contact with the quarantine room:

- a) In case of complete unloading (cf. section 6.1.1) into an empty, clean and disinfected quarantine room, the Driver may step into the room, if necessary.
- b) In case of complete unloading into an unclean quarantine room - with or without pigs - and in the case of partial unloading, cf. section 6.1.2., the Driver must not enter the quarantine room. Should this occur, the Driver must undergo a 12-hour quarantine, cf. 1.2.1.

6.3.3 After unloading pigs to a Red SPF herd, the Driver must ask the Owner whether a Quarantine form must be filled out. If so, a Quarantine Form (approved by SPF Health) is filled out for the Owner, and a copy of this is submitted (the same day) to SPF Health. The information can also be given to SPF Health in other ways.

6.4 Procedure for unloading into herd outside the SPF system

6.4.1 Unloading into herds outside the SPF system must always be direct, and the SPF vehicle must be completely emptied.

6.4.2 Unloading facilities:

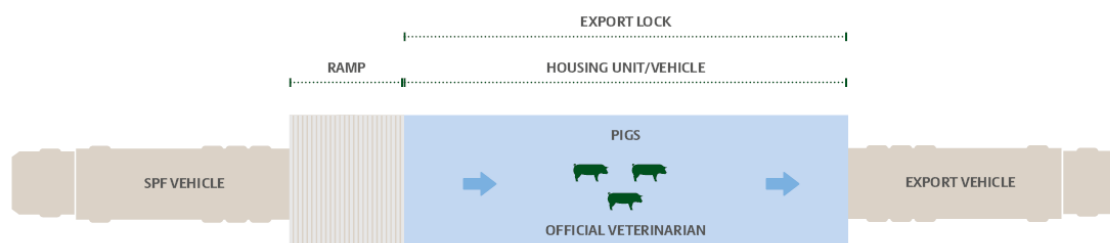
- a) The delivery facilities must be washed and disinfected by the herd owner before unloading.
- b) If the delivery facilities (cf. appendix B.1.1) - in the Driver's view - are not sufficiently cleaned and disinfected upon arrival to the herd, the following applies:
 - 1) the SPF vehicle and the SPF vehicle lift must not come into physical contact with these facilities during unloading.
 - If physical contact between unclean delivery facilities and the external parts of the SPF vehicle does occur, the relevant area of the SPF vehicle must be washed and disinfected after unloading.

- If, however, there is physical contact between the unclean delivery facilities and the internal parts of the SPF vehicle (transport compartment and top/inside of the lift), the health status of the SPF vehicle, the Driver and any remaining animals on the vehicle will automatically and immediately change to Unknown health status. In this instance, further use/work of the SPF vehicle (incl. the Driver) must be adapted to this health status.
 - 2) The Driver must not come into physical contact with these facilities, and pigs must not run back from unclean areas to the lift or transport compartment of the SPF vehicle during unloading.
Should one or both these occur, the health status of the SPF vehicle (incl. the Driver) and any remaining animals on the vehicle will automatically and immediately change to "Unknown" health status. In this case, further use/work of the SPF vehicle (incl. the Driver) must be adapted to this health status.
 - c) When unloading, the same work clothing is used as when loading the respective load, provided that it was placed in storage compartment 2. Alternatively, clean work clothing from storage compartment 1 is used.
 - d) The same preparation procedure as in sections 5.2.7 - 5.2.11 is used.
- 6.4.3 When unloading, the following applies with respect to the Driver's contact with the herd area:
- a) With respect to complete unloading (cf. section 6.1.1) to an empty, clean and disinfected herd area/quarantine room, the Driver may - if necessary - enter the herd area when the area to be entered has been disinfected in advance by the Driver.
 - b) With respect to fully unloading into an unclean herd area/quarantine room - with or without pigs - and during partial unloading (cf. section 6.1.2), the Driver must not enter the unloading area. Should this occur, the Driver must undergo a 12-hour quarantine, cf. 1.2.1.
 - c) After partial unloading into a herd with Unknown health status, no unloading into an SPF herd may take place.

6.5 Unloading for transshipment at collection point

- 6.5.1 Direct unloading is always used for any area outside the SPF System, cf. 6.4.
- 6.5.2 When reloading at a collection point, unloading is undertaken directly into an export lock. Unloading must never take place directly into the export vehicle, cf. current legislation.

The ramp must be cleaned and disinfected by the export site personnel between each unloading.



6.5.4 Unloading to the ramp must be done as follows:

- a) The Driver puts on work clothing and work boots at a changing area or equivalent according to the procedure in section 5.2.7 - 5.2.11.
- b) During unloading, the Driver must not step onto the ramp. The reason is that stockpersons and the veterinarian use the ramp when driving the pigs, whereby their footsteps and those of the export driver would cross each other.
- c) The stockpersons drive the pigs from the ramp and through the housing unit's passageway. No pig may return to the SPF vehicle once it has touched the ramp. The driver must use the SPF vehicle's driving board to prevent this. Should a return run to the SPF vehicle occur, the SPF vehicle will be regarded as being of Unknown status, cf. 6.4.1.b).2).
- d) The official veterinarian, under whose responsibility the reloading takes place, should generally not enter the transport compartment, but has the right to do so. If requested, the veterinarian must use clean work boots that are rinsed and disinfected immediately before entering the transport compartment, incl. the lift.
No other persons may have access to the transport compartment during the transshipment. However, the exporter's personnel can gain access if they use the same access procedure as the Official Veterinarian and otherwise remain in the transport compartment during the entire unloading.
- e) If several SPF vehicles are to be unloaded into the same export vehicle, the unloading ramp must first be cleaned and disinfected after the previous unloading to the respective export vehicle. Cleaning and disinfection are carried out by the stockpersons.
After unloading, the SPF vehicle is driven to the collection point's washing area, where straw and manure residue is swept into the designated containers, after which washing and disinfection are carried out according to the usual procedure, cf. section 7.

7 Cleaning and disinfecting SPF vehicle

7.1 General

- 7.1.1 The transport compartment - incl. the upper side of the lift - must be cleaned and disinfected after each load and immediately after the SPF vehicle has been emptied of pigs.

However, washing and disinfection can be omitted between loads in uninterrupted shuttle transport between two SPF herd areas with the same health status, if there are only animals from the respective supplier herd in the receiving herd's herd area. See also appendix B2.6 regarding shuttle transport.

- 7.1.2 Manure and straw residue is swept thoroughly from the transport compartment. However, this can be omitted in uninterrupted shuttle transport between two herd areas, cf. 7.1.1., 2nd section.

- 7.1.3 The transport compartment and the rear door lift must be washed as soon as possible after unloading at the final unloading point and immediately after sweeping (cf. 7.1.2).

If this cannot be done in an area designated by the Owner, washing must be carried out as soon as possible thereafter in another suitable washing location.

The washing area must be at least 50 m from the nearest other pig herd. It must have a firm surface and must not be contaminated with manure.

7.2 Washing and disinfecting transport compartment and rear door lift

- 7.2.1 The SPF vehicle is driven to the washing area.
The water supply is connected. Drinking water quality must be used. The ventilation system is started.
The Driver can use/wear the same clothing used during unloading.

- 7.2.2 The transport compartment (incl. side filters) is prepared so that soap can be applied effectively.

- 7.2.3 All surfaces are given an overall wash down.

- 7.2.4 Soap is applied on all surfaces (incl. the lift's top/inside with railings etc.) by either automatic application or manually.
The driver must ensure that soap is applied to all corners and on to joints as well as the undersides and backs of fixtures and equipment - including side filters.

Minimum application time for the soap: The time recommended by the manufacturer.
The soap used must be approved by SPF Health.

- 7.2.5 The underside/outside of the lift is washed using the washing system in the transport compartment.
The washing hose and lance must not come into contact with unclean areas.

If this should happen (unintentionally), the contaminated area must be thoroughly washed and disinfected before the hose and lance are returned to the transport compartment. The hose must be rolled up only when the subsequent disinfection of the transport compartment has

been completed.

If visible dirt (remains of manure, liquid manure or slurry) was observed on the outside of the lift before washing, the outside of the lift must be disinfected after cleaning.

- 7.2.6 All surfaces in the transport compartment and on the lift are washed effectively with high pressure.

If the washing system pressure is below 70 bar, all surfaces in the transport compartment must be washed as necessary with a brush at least once every 14 days. The purpose is to remove fat deposits not continuously removed by high-pressure power cleaning.

The date of washing with a brush is recorded in the logbook.

- 7.2.7 Disinfection of the transport compartment and back door lift is as follows:

- a) For SPF vehicles with automatic disinfection, the doors are closed (if applicable, lift dividers are lowered) and the door/lift to the transport compartment is closed after which disinfection commences.

The ventilation system must run while disinfectant is applied, after which it must be turned off. The outer edges of the lift are disinfected by opening the lift slightly for approx. ½ minute during the application of disinfectant in the transport compartment.

- b) For SPF vehicles without automated washing and disinfection, disinfection is done manually.

The disinfectant used must be approved by SPF Health.

- 7.2.8 Minimum application time for the disinfectant: The time recommended by the manufacturer. The ventilation system is started at least 10 minutes before the next loading to ventilate the transport compartment.

- 7.2.9 After disinfection, the transport compartment may be entered only with clean clothes and clean, disinfected work boots and only after the prescribed quarantine period, cf. 2.4.6.

- 7.2.10 At freezing temperatures, the Driver must ensure that the correct temperature (min. 4 °C) is maintained in the transport compartment and in cleaning and disinfecting agents.

- 7.2.11 The driver must check continuously that the SPF vehicle's washing and disinfection system is working as it should.

The driver must check the system's use of disinfectant at least once a day. Any deviation is noted in the Logbook. The method of checking must be approved by SPF Health and recorded in the respective vehicle logbook.

If a dosing error is suspected, the Driver must check the amount of disinfectant using a measuring cup. The inspection time and the result are recorded in the SPF vehicle's Logbook, cf. appendix E.

In SPF vehicles with automatic disinfection systems, the Driver must specifically check, as necessary - but at least once a month - that the nozzles in the system are working. This check is carried out with clean water in the disinfection system. The inspection time and result must be recorded in the SPF vehicle's Logbook, cf. appendix E.

- 7.2.12 After unloading at a slaughterhouse, the SPF vehicle must be washed and disinfected in the slaughterhouse washing area. The SPF vehicle's own washing system must be used. Subsequently, the vehicle must be washed again and disinfected at a washing area at least 100 m from other pig transport vehicles and pig farms, cf. the procedure in section 7.2.1 - 7.2.10.

7.3 Exterior washing of SPF vehicle

- 7.3.1 Exterior washing is done as required; see however section 2.4.7.b) regarding export.
- 7.3.2 For exterior washing, the washing system is connected to the exterior spigot of the SPF vehicle and a special washing hose and lance is used, as well as any brushes not used in the transport compartment.
- 7.3.3 If the exterior wash takes place after the interior wash and disinfection of the transport compartment, cf. section 7.2, the transport compartment must subsequently be disinfected, cf. 7.2.7 and 7.2.8. However, before disinfection, the driver must ensure that no visible contamination of the transport compartment occurred during the exterior wash. If visible contamination is found, the transport compartment must be cleaned before being disinfected. The SPF compartment will not be subject to additional quarantine time for interior washing carried out due to contamination from exterior washing.
- 7.3.4 Exterior washing does not affect the quarantine period of the SPF vehicle.

7.4 After cleaning and disinfecting the transport compartment

7.4.1 After cleaning/disinfection:

- a) all used equipment is cleaned, disinfected and put in place,
- b) Overalls and cap are deposited in a plastic bag, which is placed in storage compartment 3,
- c) work boots (rubber gloves), are thoroughly cleaned, disinfected and hung on hooks inside the transport compartment or placed in a new plastic bag, which is placed on the bottom shelf in storage compartment 1,
- d) filter mask and hearing protection are cleaned with alcohol wipes and hung up in storage compartment 1,
- e) disposable clothing is placed in the waste bag in storage room 3,
- f) Reusable rain gear and disposable filter mask are placed in a separate plastic bag, which is placed in storage compartment 2. After the final load of the day, however, they must be placed in storage compartment 3.

8 Registration and reporting

- 8.1 The SPF Transporter must clearly register the following data on completed transport:
- a) Owner's name, address and CHR no. for each loading and unloading point,
 - b) the identity of the Driver for each load,
 - c) the identity of the SPF vehicle for each load,
 - d) the completed transport sequence for each SPF vehicle (separate registration),
 - e) date and time of commencement of each individual loading,
 - f) date and time of completion of each individual unloading when leaving the unloading facility,
 - g) applied loading and unloading procedure for each loading and unloading,
 - h) date and time of completion of disinfection after the final unloading before the SPF vehicle's 12-hour quarantine,
 - i) date and time for loadings without prior sweeping, cleaning and disinfection of the transport compartment, cf. section B2.6 (shuttle transport),
 - j) any irregularities in the individual transport (separate registration)
 - k) The above-mentioned registrations can be made on a delivery note, transport document or electronically. The registration method must be approved by SPF Health prior to being used.
- 8.2 The SPF Transporter must continuously and clearly report any irregularity of importance to health safety in the SPF system, which the SPF Transporter or his/her employees may commit or become aware of. This registration must include:
- a) Date and time,
 - b) description of the irregularity,
 - c) the identity of the person who ascertained the irregularity,
 - d) if appropriate, the identity of the person(s) responsible for the irregularity.
- 8.3 The Driver must record the date, time and facts in chronological order for all incidents (related to the SPF vehicle) of health importance in the SPF vehicle Logbook, cf. appendix E.
- 8.4 The SPF Transporter is obliged to save the registrations (cf. 8.1, 8.2 and 8.3) for at least 3 years.
- 8.5 The SPF Transporter must provide the following to SPF Health:
- a) Immediately report any irregularity of health significance, cf. 8.2 and 8.3.
 - b) Within no more than 15 minutes, upon request from SPF Health, forward information about all transport carried out in the past 42 days in relation to suspected or ascertained unwanted infection in a herd.
 - c) As soon as possible, at the request of SPF Health, report the other recorded data mentioned.
 - d) Prior to approval, new SPF Transporters must establish a system for daily reporting of all transport carried out in the Transporter's SPF vehicles.
 - e) Already approved SPF Transporters must use a similar system by 1 January 2020 at the latest. The respective system must be approved by SPF Health before being deployed.

9 Control

- 9.1 The SPF Transporter is obliged to continuously self-audit the hygiene of his/her SPF vehicle and the completion of the transport in accordance with Appendix D.

The date and health-related comments during vehicle inspections must be registered in the respective SPF vehicle's Logbook. Such self-audits must be carried out at least every 4 months.

- 9.2 SPF Health must perform a random check of the individual SPF-Transporter's transport planning and transport registrations at least once a year. SPF Health can authorise Health Control to carry out this inspection.
- 9.3 SPF Health performs an annual inspection of the SPF-Transporter's self-audit of SPF vehicles. A minimum of 20 per cent of the SPF Transporter's SPF vehicles are inspected. If the SPF Transporter has fewer than 5 SPF vehicles, at least 1 SPF vehicle is checked. SPF Health can authorise Health Control to carry out this inspection.
- 9.4 SPF Health may at any time and, if necessary, randomly check:
- a) transport planning
 - b) practical implementation of the transport
 - c) SPF vehicle's hygiene and condition (including the vehicle's Logbook)
 - d) SPF Transporter's registration

The SPF Transporter is obliged to make all of the above registered information of health importance available to SPF Health.

- 9.5 If the SPF Transporter does not comply with SPF Transport Regulations, SPF Health can, at any time, limit or revoke the SPF Transporter's permission to transport pigs in accordance with the SPF Transporter Agreement. This will be made known to all participants in the SPF system.

Appendix A - Health Status

A. Health status

A1 Safety levels

Herds in the SPF system are divided into 3 overall safety levels

Safety level	Criteria for level status		
	Established from	Health Regulations for	Permitted to buy from,
Red	Caesarean section Red Herds	Red herds	Caesarean section Red Herds via quarantine room
Blue	Caesarean section Red Herds Blue herds	Blue herds	Caesarean section Red herds Blue herds* (No quarantine room required)
Green	SPF herds Herds with Unknown health status	Blue herds	Caesarean section Red herds Blue herds (No quarantine room required)

*See Appendix A.4 for additional status information

- Caesarean sections must be performed at a clinic approved by SPF Health
- Blue herds can advance to red safety level by completing a control programme determined by SPF Health.
- Herds with Unknown health status and awaiting approval for blue level, are designated as green level while the herd is examined according to a control programme determined by SPF Health.

A2 Health declarations

A2.1 The SPF system includes:

- a) SPF diseases declared on the basis of the SPF Health Control, cf. section 3.:
 - Myc: Mycoplasma hyopneumoniae
 - Ap: Actinobacillus pleuropneumoniae, serotypes 1-10 and 12
 - Dys: Brachyspira hyodysenteriae, (Swine dysentery)
 - Nys: Toxin-producing Pasteurella multocida bacteria (porcine atrophic rhinitis).
 - Skab (Mange): Sarcoptes scabiei var. suis
 - Lus (Lice): Haematopinus suis
 - PRRS: PRRS1 (European virus) and/or PRRS2 (American virus)
- b) Diseases declared in accordance with public regulations or regulations from the Danish Agriculture & Food Council, cf. Appendix B:
 - Sal: Salmonella
 - Yersinia: Yersinia, type O9

A3 Health status designations

A3.1 Each herd in the SPF system is assigned a health status. This consists of three parts:

- a) Safety level (red, blue or green)
- b) SPF indicating that the herd is linked to the Danish Agriculture & Food Council's SPF system and has been declared free from the following SPF diseases, cf. App. A.2.1 a): Myc., Ap serotypes 1-10 and 12, Dys, Nys, Mange, Lice and PRRS types 1 and 2.
- c) Appendixes showing the diseases for which the herd was not found to be clear in the health control performed.

The appendixes consist of an abbreviation of the SPF disease in question, usually the first 2-5 letters. If the herd is under eradication for an SPF disease, the disease abbreviation is preceded by "san".

A3.2 The individual herd's health status is registered and continuously updated by SPF Health. The owner is always obliged to use the most recently declared health status of the herd.

A3.3 Two or more herds with the same health status, which are operated and health controlled together, and where pigs can be moved or people move between the herds, can be approved and registered as "SuS joint operation". The adoption or lifting of SuS-joint operation follows the recommendation of Health Control to SPF Health.

A3.3* Two or more herds with the same health status, which are operated and health controlled together, and where pigs can be moved or people can move between the herds, cf. the health status of the individual herds, may be approved and registered as "partial SuS joint operation". When registering, an indication is made as to which of the herds supplies and receives animals in the joint operation.

Two or more herds with a differing health status, which are operated and health controlled together, and where pigs can be moved or people can move between the herds, cf. the health status of the individual herds, may be approved and registered as "partial SuS joint operation".

A3.4 Information about the herd's health status, any conditional status and additional status information are available on SPF Health's website: www.spfsus.dk.

If the herd has Red SPF status, the health declaration for the herd can also be viewed here.

Information about health control visits, blood test dates and historical information is available via password to Owner, the Health Control Veterinarian and SPF Transporter. Search information by CHR no.

A4 Additional status information

A4.1 If a herd has

- a) [been supplied with pigs from another blue herd \(CHR no.\) that is not in SuS joint operation with the herd or](#)
- b) [been supplied with pigs by Owner transport, incl. internal movement or](#)
- c) [has delivered directly to an open vehicle](#)

the herd's health status is supplemented by this information.

The Owner must notify SPF Health no later than the day after such transport/delivery has been carried out for the first time. If the transport is carried out by an SPF Transporter, the SPF Transporter notifies SPF Health.

SPF Health registers and notifies the SPF Transporter of the additional status information, and the SPF Transporter must put the additional status information on the delivery note.

A4.2 The herd's salmonella index, level, cultivation, and status are stated by the SPF Transporter on the delivery note as additional status information and indicated as follows:

- a) Salmonella index: indicated with the latest dated value for the salmonella index
- b) The salmonella level: indicated as level 1, 2 or 3
- c) Salmonella cultivation: indicated with the listed manure test results.
- d) Salmonella status: indicated as Status A, B or C.

Cultivations of *Salmonella choleraesuis* are listed as additional status information on the delivery note for a minimum of 5 years after detection.

[Cultivation of *Yersinia enterocolitica* serotype O9 in Red SPF herds is indicated as additional status information on the delivery note.](#)

SPF Health notifies the SPF Transporter when the additional status information changes.

A4.3 [If the herd is approved as a free-range herd, cf. Appendix E, this is stated as additional status information.](#)

A4.4 The additional status information has no influence on the herd's position in the sequence of visits and transport, including quarantine times.

The additional status information is not transferred to the recipient herd when the latter receives pigs with such information.

A5 Unwanted infection, conditional status and status change

- A5.1 Unwanted infection is defined as
Infection with one of the SPF diseases, from which the herd has been declared free according to its health status, cf. section A2.1
- A5.2 "Conditional status" or "derivative conditional status" in a herd indicates that SPF Health has introduced trading restrictions for the herd due to:
- suspicion of unwanted infection in the herd,
 - receipt of animals from or delivering animals to a herd with conditional status,
 - lack of timely reporting to SPF Health about the herd's health status,
 - deficiencies in the herd's infection protection required by the SPF Health Regulations,
 - other deviation from the declared health status or from the SPF Health Regulations,
 - temporary restriction on sales.
- A5.3 "Status change" in a herd indicates that SPF Health has notified the herd of a new health status, because:
- an unwanted infection has been detected in the herd,
 - SPF Health has not received timely documentation that the herd continues to be free from the diseases for which it is registered to be free,
 - pigs with a lower health status have been introduced into the herd,
 - the herd has been eradicated to a higher health status designation.

A6 PRRS status designations for conventional herds

- A6.1 The herd is referred to as "PRRS-dekl. plus relevant appendices for PRRS".

The status designations are as follows:

Status designations	Interpretation
PRRS-dekl. (Negative)	Negative for PRRS
PRRS-dekl. +PRRS1	Positive for European PRRS
PRRS-dekl. +PRRS2	Positive for American PRRS
PRRS-dekl. +PRRS1 +PRRS2	Positive for European and American PRRS
PRRS-dekl. +sanPRRS1	Under eradication for European PRRS
PRRS-dekl. +sanPRRS2	Under eradication for US PRRS
PRRS-dekl. +sanPRRS1 +sanPRRS2	Under eradication for European and American PRRS
PRRS-dekl. +PRRS1 +sanPRRS2	Positive for European PRRS and under eradication for American PRRS
PRRS-dekl. +sanPRRS1 +PRRS2	Under eradication for European PRRS and positive for US PRRS
PRRS-dekl. under PRRS-total eradication	In PRRS total eradication

PRRS status designations are declared similarly in SPF herds, and animals may be purchased from SPF herds with higher or the same PRRS health status.

When buying animals with a lower status, the herd's PRRS status is changed accordingly. Information about the herd health status, including a possible Conditional status, is available on the SPF Health website, www.spfsus.dk

- A6.2 Two or more herds with the same PRRS status, which are run and health controlled together, can be approved and registered as "SuS Joint Operation".
Implementation and cancellation of SuS Joint operation are based on recommendations by the Health Control to SPF Health.

Appendix B - Facilities for loading and unloading pigs in SPF herds

Definitions

B1 Delivery of pigs (unloading)

Pigs must be unloaded via the herd's delivery facilities and in accordance with the Regulations in section 6.2.

The herd Owner must ensure that the delivery facilities are cleaned and disinfected by the time of the arrival of the SPF vehicle, cf. 3.1.b)

B1. Direct delivery

- a) When delivered directly, the pigs are driven directly into the herd area via the housing unit's passageway or service passage. When delivering directly, the SPF vehicle must be completely emptied.

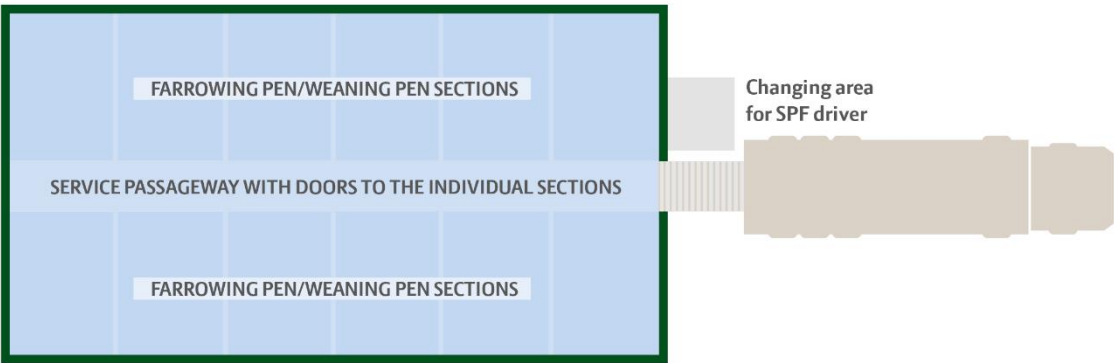


Table 1: Direct delivery of pigs

- b) In red herds, direct delivery may be used only when pigs are delivered from herds that are in SuS joint operation or partial SuS joint operation with the recipient herd.
- c) Unloading via direct delivery must comply with the Regulations in section 6.1.3.a).

B1.2 Delivery room/pen

- a) The delivery room is an infection-protected room for short-term housing of pigs.

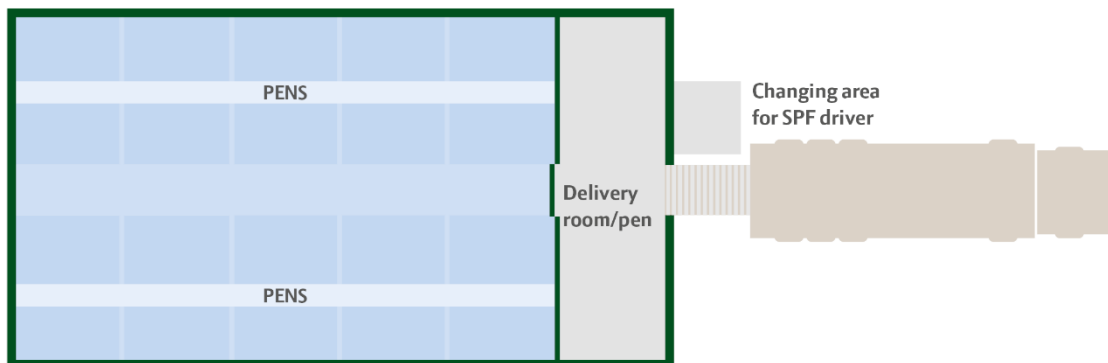


Fig. 2: Unloading via delivery room/pen

- b) Delivery rooms may be used for outgoing as well as incoming pigs, but this is not recommended.
- c) Delivery room less than 100 m from the herd may be used if the vehicle is emptied completely. Partial unloading less than 100 m from the herd is acceptable if the delivery room is empty, washed and disinfected, cf. 4.4 c) 1, 6.1.3 c) and 6.2.3 b).
- d) **Delivery rooms in red herds may be used only when delivering pigs from herds that are in SuS joint operation or partial SuS joint operation with the recipient herd.**
- e) Unloading via the delivery room/pen must be done in accordance with the Regulations in section 6.1.3.b).

B1.3 Quarantine room

- a) A quarantine room is an approved infection-protected room used for housing purchased animals for a quarantine period before they are transferred to the herd. The quarantine room must be completely separate from the herd area.
- b) The quarantine room is considered an independent SPF herd area that must be approved according to normal SPF herd guidelines. If several Owners use the same quarantine room, each Owner is assigned a herd number.
- c) The quarantine room has the same health status as the recipient herd. If several Owners use the same quarantine room, the quarantine room will follow the recipient herd with the highest health status, unless the quarantine room can be approved with an independent health status by SPF Health.
- d) The purpose of the herd's quarantine room is to prevent transmission of infection to the herd with acquired pigs. When using a quarantine room, the purchased animals are put in the quarantine room for a period of at least 42 days before they can be transferred to the herd area of the herd they are associated with.
- Use of quarantine rooms when introducing breeding stock is voluntary for Blue SPF herds.**
- For Red SPF herds, quarantine rooms must be used when introducing pigs from herds that are not in SuS joint operation or Partial SuS joint operation.**
- e) Each time pigs are put in the quarantine room, the SPF Transporter or Owner must notify SPF Health accordingly.
- f) Unloading into the quarantine room must be done in accordance with the Regulations in section 6.1.3.c).

B1.4 Livestock vehicle

- a) An approved livestock vehicle can be used as a mobile delivery room, cf. Appendix B1.2 and B2.2.
- b) Transfer of pigs between a livestock vehicle and an SPF vehicle must take place in a transshipment area cf. Appendix B5.
- c) The livestock vehicle must be approved by SPF Health Control prior to initial use and be provided with an approval decal.
- d) Unloading on to a livestock vehicle must be done in accordance with the Regulations in section 6.1.3.d) and 6.2.

B2 Delivery of pigs (loading)

Loading by the loading methods below must be done via the herd's delivery facilities and in accordance with the Regulations in section 5.2 regarding the loading process.
The herd Owner must ensure that the delivery facilities are cleaned and disinfected by the time of the arrival of the SPF vehicle, cf. 3.1.b).

B2.1 Direct delivery

- a) In the case of direct delivery, the pigs are driven directly from the herd area via the housing unit passageway or service passage.

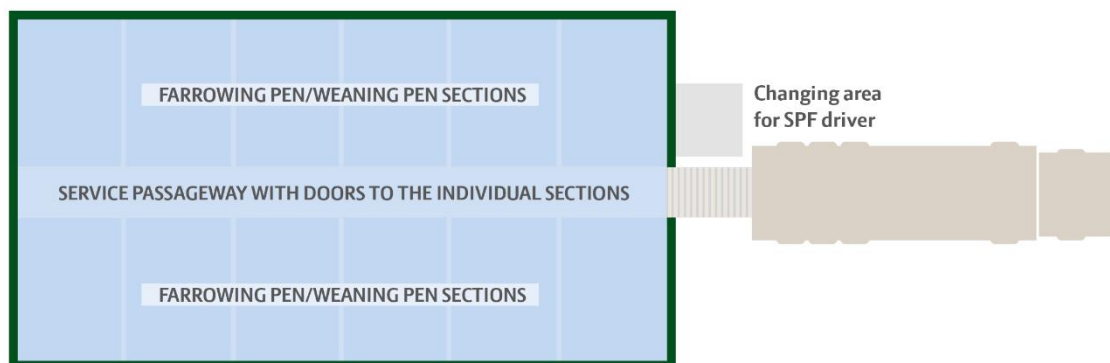


Fig. 1: Direct delivery to SPF vehicle

- b) Direct delivery must comply with the Regulations in section 5.1.1.

B2.2 Delivery room/pen

- a) The delivery room/pen is an independent infection-protected area for short-term housing of pigs. The delivery room must have a concrete floor or slats.

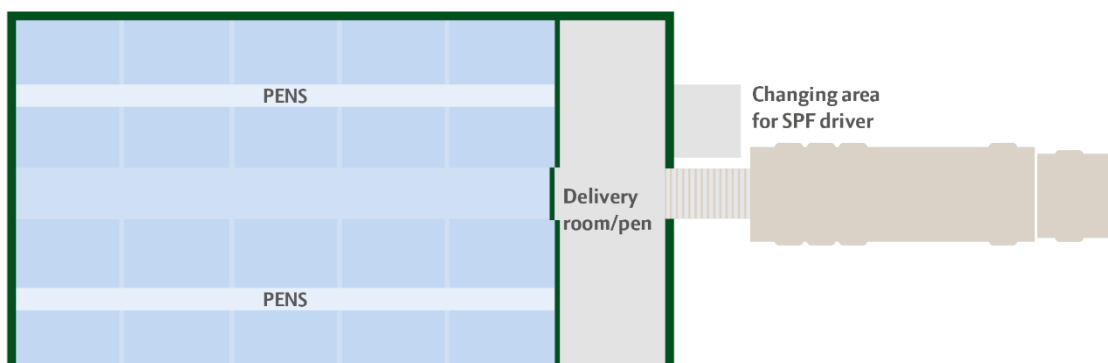


Fig. 2: Delivery via room or pen

- b) A delivery pen is an outdoor fenced delivery space with a concrete floor or slats
- c) Loading via delivery room/pen must comply with the Regulations in section 5.1.2

B2.3 Loading lock

- The loading lock is used to effectively prevent the pigs from running back when loading onto a non-approved vehicle.
- The delivery room/pen can be used as a loading lock by filling up the delivery room/pen in stages.

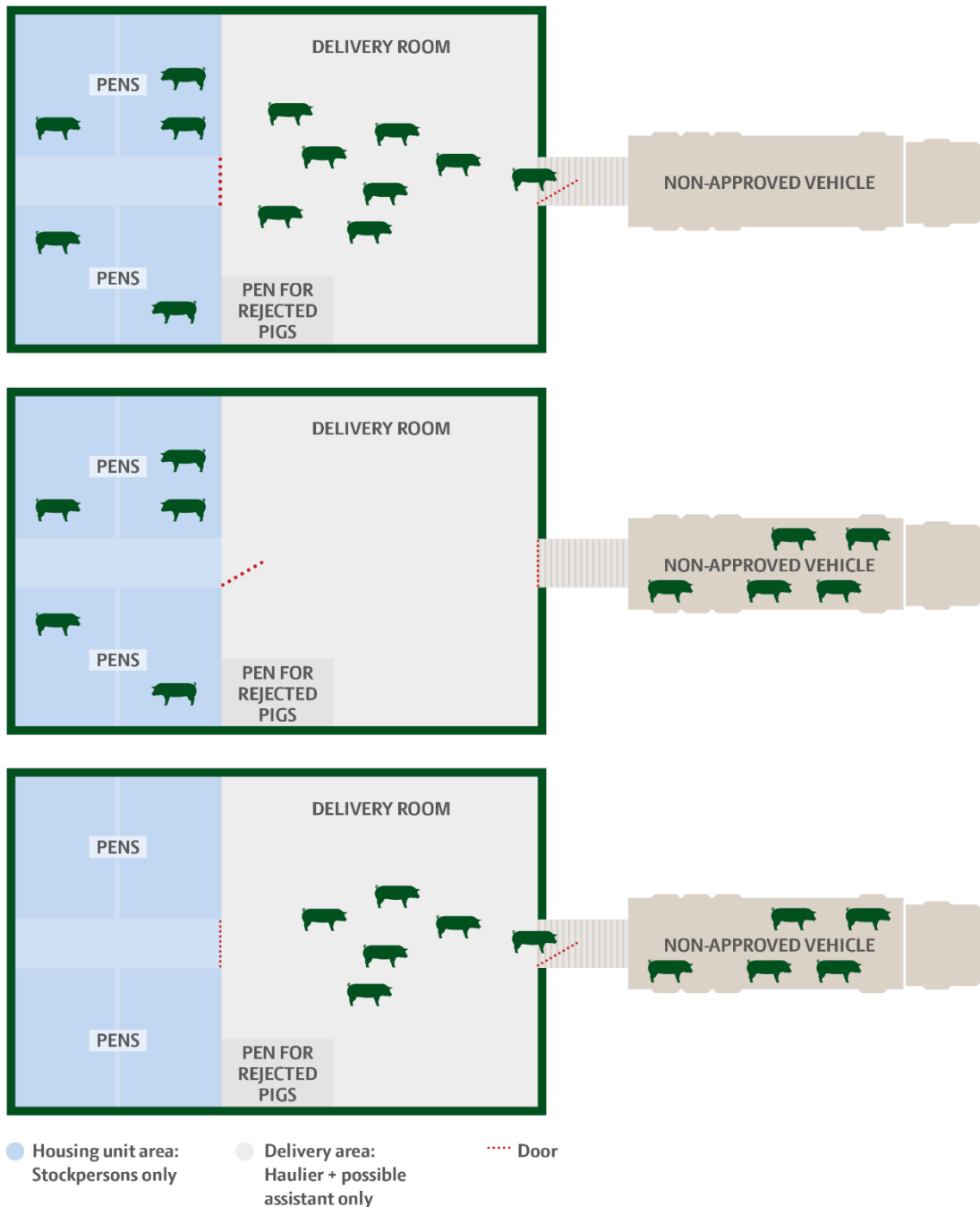


Fig. 3: Delivery room as a loading lock

- Signs must be placed on the inside and outside of the door between the herd area and the delivery room/pen showing the zone limits for the respective stockpersons and transport crew.
- Loading via a loading lock must comply with the Regulations in section 5.1.3.

B2.4 Delivery by section

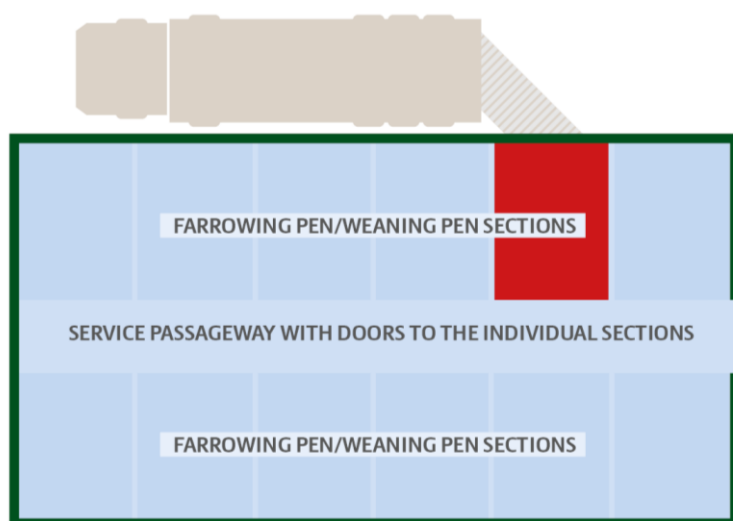


Fig. 4 Delivery by section

- a) An entire section can be converted into a temporary delivery room.
- b) It must be possible for the section to be completely closed off from the rest of the herd area.
- c) Loading by sectional delivery must comply with the Regulations in section 5.1.4.

B2.5 Livestock vehicle

- a) An approved livestock vehicle can be used as a mobile delivery room, cf. Appendix B1.2 and B2.2
- b) Transfer of pigs between a livestock vehicle and an SPF vehicle must take place in a transshipment area, cf. Appendix B.5.
- c) The livestock vehicle must be approved by SPF Health Control prior to initial use and display an approval decal
- d) Loading from a livestock vehicle must comply with the Regulations in section 5.1.5 and 5.2.
- e) Unloading to an SPF livestock vehicle must follow section 6.1.3 d) and 6.2.



Fig. 5: SPF livestock vehicle

B2.6 Shuttle transport

B2.6.1 General

- a) Shuttle transport is the uninterrupted back and forth driving of an SPF vehicle between a supplier and recipient. Washing and disinfection of the loading ramp and SPF vehicle can be omitted in accordance with the following Regulations, cf. 5.1.1 and 7.1.1.
- b) Prior to the shuttle transport, the SPF Transporter must make sure that both the supplier and the recipient have accepted the shuttle driving in writing. Shuttling must be stated on the delivery note/transport document.
- c) **Shuttle transport from red SPF herds is only permitted after prior agreement with SPF Health, cf. 5.1.1.c)**

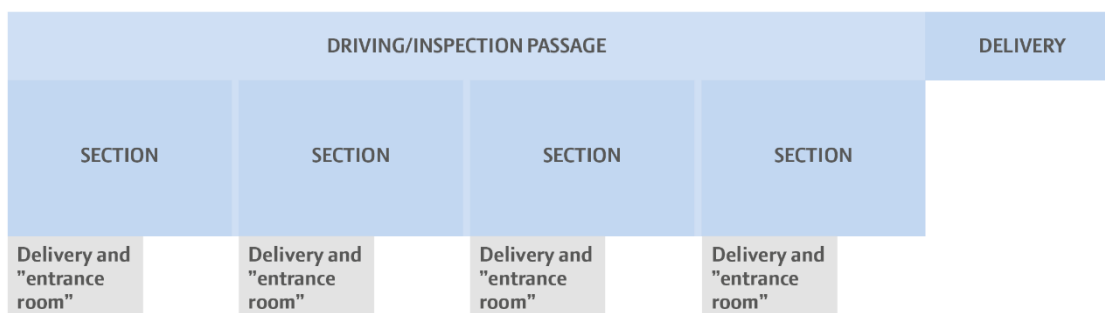
B2.6.2 Supplier and recipient have identical health status in the SPF system.

- a) Only pigs from the relevant supplier herd may be present in the recipient's herd area (the entire CHR no.).
- b) The receiving herd must receive each load on a clean unloading ramp, which the SPF Driver disinfects before each unloading.

B2.6.3 Supplier and recipient with different health status in the SPF system

- a) Shuttle driving can only take place to the same separate section with the recipient (see principle illustration).
- b) Before the first unloading, the section must be cleaned, disinfected and blocked off from other sections that are not empty or not cleaned.
- c) Pigs from another supplier may not enter the section while the shuttle operation is taking place.
- d) Stockpersons receiving the pigs must not have been in contact with other pigs, including the herd's own pigs, in the previous 12 hours.
- e) Stockpersons must not come into contact with other pigs, including the herd's own pigs, until all delivery loads have been received.
- f) The stockpersons' access to the housing section must be via the unloading ramp with a change of clothes/boots or via the section's own anteroom.
- g) Clothes, boots and equipment used must be freshly washed/cleaned and disinfected for at least 12 hours before the first unloading.
- h) After each unloading, the recipient must clean and disinfect the unloading ramp.
- i) The receiving conditions must be described and approved by the health controlling veterinarian in a special approval report. The signed approval report must be sent to SPF Health before the first shuttle delivery is made.
- j) The ongoing re-approval takes place simultaneously with the regular SPF health control (15-week declaration or Advisory Agreement). The visit is scheduled so that SPF Health Control can approve the cleaning quality of an empty and cleaned section.

Principal illustration for receiver herd area:



B2.6.4 Recipient with Unknown designation

- a) The above items B2.6.3 a) - j) apply.
- b) The ongoing re-approval must be done every 15 weeks by a veterinarian and confirmed on a special "Shuttle declaration". If the "Shuttle declaration" is not available by Wednesday of the 16th week, SPF Health will declare a Conditional status for the herd, i.e. the permit for shuttle driving has lapsed without further notice. In addition, SPF Health charges an administrative fee. Re-approval must be issued when the health-checking veterinarian has reviewed the procedure for infection protection and cleaning quality related to shuttle driving.

B2.7 Delivery facilities in herds outside the SPF system

B2.7.1 Facilities available at the herd may be used when loading pigs with Unknown health status if the loading complies with the Regulations in section 5.

B2.7.2 When unloading, the facilities provided by the herd are used. The unloading procedure must also comply with the Regulations in section 6.

B3 Loading/unloading ramp

- a) Ramp used when transferring pigs between stationary facilities and vehicles.
- b) The ramp must be cleaned and disinfected by the Owner before the arrival of the SPF vehicle or livestock vehicle, cf. 5.2.4 and 6.2.4.

B4 Changing area

- a) Concrete platform to be used when the SPF Driver changes clothes before loading/unloading pigs and piglets.
- b) The changing area must be at least 1 x 1 m and located adjacent to the loading/unloading point.
- c) The changing surface must be cleaned after each use and be clean by the time of the arrival of the SPF vehicle.
- d) The Driver's access road must be kept clean and tidy
 - 1) to and from the changing area, and
 - 2) between the changing area and the loading/unloading point.

B5 Transshipment area

- a) Area with solid floor used for transshipment of pigs between a Livestock vehicle and an SPF vehicle or a third-party Livestock vehicle.
- b) The transshipment area must be located at least 100 m from other pig herds and at least 100 m from the herd area.
- c) The transshipment area must provide a changing area, cf. B4.

Appendix C - SPF vehicle storage compartment

C1 General

- C1.1 All SPF vehicles must be equipped with at least 3 separate storage compartments outside the transport compartment. The compartments must be clearly numbered with nos. 1, 2 and 3 on the inside of the storage compartment doors.
The storage compartments, their location and use must be approved by SPF Health, cf. 2.1.
- C1.2 The storage compartments must be closed and easy to clean.
- C1.3 The storage compartments must - and may only - be used for the storage of equipment, as specified in points C2 - C4.
- C1.4 The storage compartments must be tidy and clean at all times.

C2 Storage compartment 1

Storage compartment 1 is used for storing clean products:

- Clean clothes (work clothes) in clean, sealed plastic bags
- Clean clothes (driving clothes)
- Disposable gloves and filter masks
- Clean, disinfected boots in clean, sealed plastic bags
- Clean, disinfected hand spray
- Clean, disinfected hearing protection
- Clean, disinfected filter mask
- Scales
- Couplings
- Tattoo hammer - stored, cf. 5.17f)
- Soap (max. one can)
- Disinfectant (limited quantity)
- New plastic bags
- Disinfectant hand soap
- Paper towels
- Washing lances and hoses used in the transport compartment and disinfected after most recent use.

C3 Storage compartment 2

Storage compartment 2 must - and may only - be used for the storage of work clothing and equipment which have been used while loading the animals on to the SPF vehicles, and which will be used again when unloading the same animals as well as during the subsequent washing and disinfection of the transport compartment.

C4 Storage compartment 3

Storage compartment 3 must be used for storage of:

- a) Used clothing that is no longer to be used. The used clothing is deposited in a separate plastic bag.
- b) Waste bags for used disposable clothing.
- c) Clean and empty water hoses for the SPF vehicle's washing and disinfection system.

Appendix D - Self-audit

D1 General

- D1.1 The SPF Transporter is responsible to SPF Health for carrying out the necessary self-audits to ensure that the Transport Regulations are complied with at all times. The self-audit must include, as a minimum, what is mentioned in this appendix.
- D1.2 The SPF Transporter must document the self-audit in the form of a clear record of the implementation of the self-audit, its results and subsequent corrective actions. These must be regularly reported to SPF Health upon request.
- D1.3 Any irregularity in relation to the Transport Regulations that the SPF Transporter detects during the self-audit must be immediately registered and notified to SPF Health.

D2 Content and scope

- D2.1 The SPF Transporter must continuously monitor that the transport work is carried out in accordance with the SPF Transport Regulations.
- D2.2 At least every 4 months, the SPF Transporter must check by physical inspection (possibly unannounced).:
 - a) The hygienic standard in the SPF vehicle's transport compartment - incl. taking samples for cultivation and subsequent germ count determination.
 - b) Sampling, cultivation and germ count determination are carried out according to instructions from SPF Health.
 - c) The SPF vehicle's cleaning-friendliness and general hygienic standards. In particular, the storage compartments, cab and the presence and function of various equipment and aids are checked.
 - d) The Driver and the hygienic standard of his clothing.
 - e) The procedure for loading and unloading with the Driver.
 - f) The Driver's recordings in the Logbook according to appendix E.
- D2.3 The SPF Transporter must ensure by regular checks that the SPF vehicle's washing and disinfection system works effectively. Inspection times and results must be recorded in the SPF vehicle's Logbook, cf. appendix E.

Appendix E - Logbook

E1 General

- E1.1 All SPF vehicles must be provided with a Logbook, which must always be kept in the driver's cab of the SPF vehicle. The purpose of the logbook is to ensure a continuous high safety standard in the SPF transport system.
- E1.2 The logbook is labelled with the SPF vehicle's identification.
The logbook may only be used in connection with the SPF vehicle for which it is issued.
- E1.3 The logbook must be approved by SPF Health and always be available to SPF Health.
- E1.4 The logbook must be kept for 3 years from the latest entry in the logbook.

E2 Application

- E2.1 The logbook must be used for:
 - a) Recording all significant events of health importance regarding the SPF vehicle, including detection and correction of issues with the vehicle, replacement of equipment, repairs, renovations, accidents, etc.
 - b) Recording routine checks of washing and disinfection facilities, cf. section 7.2.11.
 - c) Recording filter changes in the SPF vehicle's ventilation system, cf. section 2.5
 - d) Recording the SPF Transporter's self-audit, cf. appendix D.
 - e) Noting the health and hygiene condition of the SPF vehicle at changes of drivers.
- E2.2 All entries in the Logbook must contain at least:
 - a) Date, time and place of the event
 - b) Brief description of the event
 - c) Who - in the Driver's opinion - is responsible for the event.
 - d) What actions the Driver has taken as a result of the event.
 - e) Any results / consequences of the event
 - f) Name and signature of the person(s) who made the registration.
- E2.3 The individual SPF Transporter is entitled to use the Logbook for other transport work matters.

Appendix F - Training of drivers and transport planners

F1 Drivers

F1.1 Training begins with 3-4 weeks of practical training with an experienced SPF Driver in the SPF Transporter's company.
The training period must include all transport work in the SPF Transporter company.

F1.2 No earlier than 2 months and no later than 8 months after starting training, the Driver must attend an introductory course held by SPF Health, where the Driver is informed in more detail about the SPF system and the SPF transport procedures. If a course is not offered during this period, the Driver must attend the next offered course thereafter.

The course is held at the SPF Transporter's expense.

F2 Transport planners

F2.1 SPF Transporters must have sufficient numbers of transport planners approved by SPF Health to carry out transport planning.

F2.2 The training starts with approx. 1 month of practical training with an experienced transport planner, where the new employee is not allowed to carry out transport planning independently.

F2.3 The new employee must then complete an introductory course held by SPF Health.
The course is held at the SPF Transporter's expense.

F2.4 After the course, the SPF Transporter and SPF Health jointly assess the new employee's qualifications as a planner, including - if applicable - the time when the new employee may carry out independent transport planning.

SPF Health
Agro Food Park 15
DK - 8200 Aarhus N
Ph. +45 8740 5101
Sunhedsstyringen@lf.dk
spfsus.dk
ISSN: 1604-5874